

Bible 4: The Pathway of Promise

This age-appropriate program reveals how the Old Testament books fit together to tell a single, connected story. As students follow that narrative, they will see the Old Testament not as a collection of Bible stories, but as the first several acts in the Bible's story. Students will trace this story from Creation and the Fall through the unfolding theme of Redemption in the accounts of Noah, Abraham, Moses, and the nation of Israel. The course also includes two instructional strands: Bible study and apologetics. Students will learn to use the inductive Bible study approach through observation, interpretation, and application. They will also practice defending the Bible as the only inspired and authoritative message from God.

Parts and pieces include the teacher edition, the student worktext, assessments, and the assessments answer key.



A Single Story Unfolds in the Old Testament

This new elementary Bible course doesn't focus on isolated Bible stories that teach a theme. Rather, it unfolds the Scriptures so that each story reveals a larger whole. Students will trace the theme of redemption as revealed in the **Abrahamic, Mosaic, Davidic, and New Covenants**.

Developing Bible Study Skills

The teacher edition and the student worktext will help students develop inductive Bible study skills. Students will read from the Bible rather than merely hearing retellings of biblical passages. Activities based around those Bible passages will require them to observe, interpret, and apply the Scriptures.

God's Glory Is Seen through His Power

to someone o

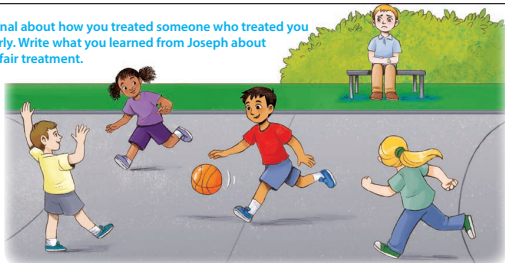
Exodus 5:1-2

And afterward Moses and Aaron went in, and told Pharaoh, "Thus saith the LORD God of Israel, Let my people go, that they may hold a feast unto

me in the wilderness." And Pharaoh said, "Who is the LORD, that I should obey his voice to let Israel go? I know not the LORD, neither will I let Israel go."


Write the two most important events that showed God's power during the Exodus.

Write in your journal about how you treated someone who treated you unkindly or unfairly. Write what you learned from Joseph about responding to unfair treatment.



Making Application

This course focuses not only on student understanding but also on affective engagement. As they learn more about the Word of God, students will be encouraged to internalize its teachings, applying them and defending them in the world.




Teacher Edition

The teacher edition provides a clear plan for student engagement and learning. Lessons feature a variety of teaching strategies including lecture, classroom discussion, role-playing, Socratic questioning, and cooperative learning. The instructional strategies assist the teacher in making a strong tie between the Bible and the students' life experiences. The overall goal of the instruction is to lead students to internalize biblical truth. All notes, activities, and teaching strategies within the teacher edition align with the educational objectives for the course.

Student Worktext

The student worktext emphasizes the simplicity and unity of the story of Scripture as students learn about the Old Testament. Engaging exercises increase the students' understanding and their desire to love and serve God. The worktext also helps the student grasp the concepts taught and includes important formative assessments.



Objectives

- Identify the three parts of the one story of the Bible
- Organize events in the Bible under the headings *Creation, Fall, Redemption*
- Write a summary of the Bible that includes the ideas of *Creation, Fall, and Redemption*

Assessments

The summative assessments provided in this course align with the educational objectives. These assess a variety of cognitive processes including recall, application, analysis, and evaluation. The tests allow students to demonstrate their growth in critical thinking.

Pictorial Timeline of Old Testament Events

The student worktext provides a helpful timeline that lays out all the major events of the Old Testament. The timeline uses engaging graphics to show students the whole of the story of Scripture.

